



2012-2013 GMT Reports for District (or Undistricted) **District 38 O**

GMT: **Jeff Kriz**

Location: **NEBRASKA**

GMT CA: **1**

CLUBS

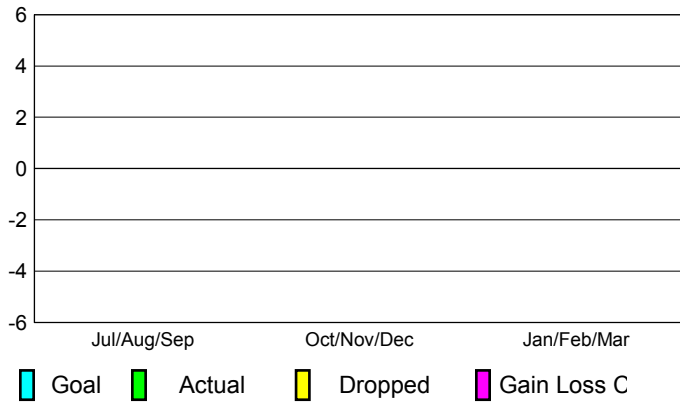
Club Results
2012-2013

Clubs
2011-2012

| Month | New Club Goal | Actual New Clubs | Actual Dropped Clubs | Gain/Loss of Clubs | Gain/Loss of Clubs |
|---------------|---------------|------------------|----------------------|--------------------|--------------------|
| Jul/Aug/Sep | | 0 | 0 | 0 | 0 |
| Oct/Nov/Dec | | 0 | 0 | 0 | 0 |
| Jan/Feb/Mar | | | | | 0 |
| Totals | | 0 | 0 | 0 | 0 |


Club Results 2012-2013

Goal, New, Dropped, Gain/Loss



Comparison of Club Gain/Loss

Current Year Compared to the Previous Year



YTD Status Quo Clubs 2012-2013

Status Quo Clubs Compared to Status Quo Members



MEMBERSHIP

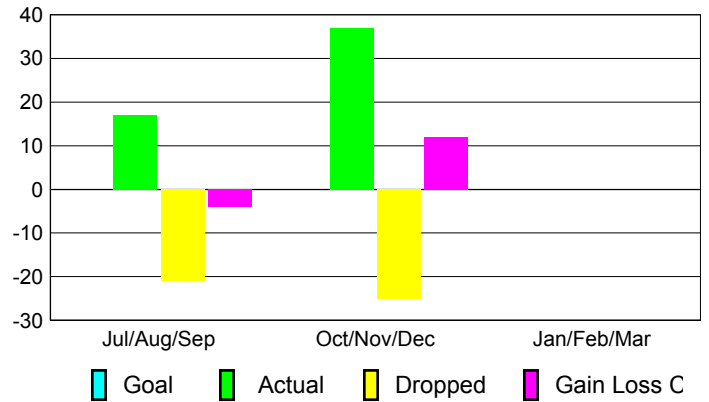
Membership Results
2012-2013

Membership
2011-2012

| Month | Net Memb Goal | Actual New Memb | Actual Dropped Memb | Gain/Loss of Memb | Gain/Loss of Memb |
|---------------|---------------|-----------------|---------------------|-------------------|-------------------|
| Jul/Aug/Sep | | 17 | -21 | -4 | -10 |
| Oct/Nov/Dec | | 37 | -25 | 12 | 6 |
| Jan/Feb/Mar | | | | | -3 |
| Totals | | 54 | -46 | 8 | -7 |

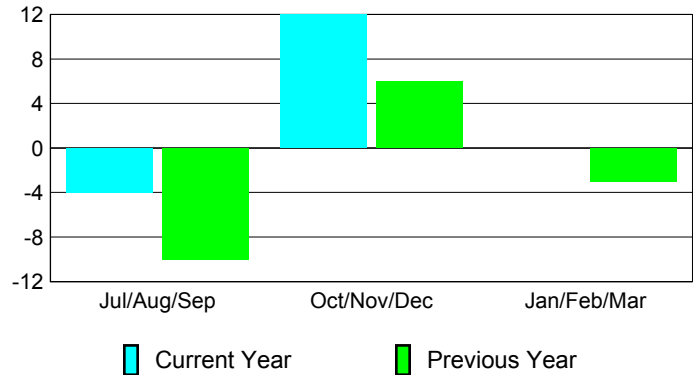
Membership Results 2012-2013

Goal, New, Dropped, Gain/Loss

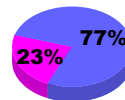


Comparison of Membership Gain/Loss

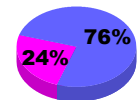
Current Year Compared to the Previous Year



Gender Comparison 2012-2013



Jul/Aug/Sep



Oct/Nov/Dec

Jan/Feb/Mar

Male

Female